



(1 Phase 200~240V 0.1~2.2kW)

new

LSLV

Micro Drive M100

The Best Way
to Save Money and Time

- Built-in C2 EMC Filter
- User-Friendly Design
 - DIN-rail mountable
 - Side-by-side installation
 - Easy connection with RJ45 port
 - Modbus / Smart copier / Remote keypad / DriveView 7
- New UL 61800-5-1 Design
 - Enhanced isolation circuit
- Built-in DB Unit : $\geq 1.5kW$
- Modbus in Advanced I/O Type



Built-in EMC Filter (C2 class)



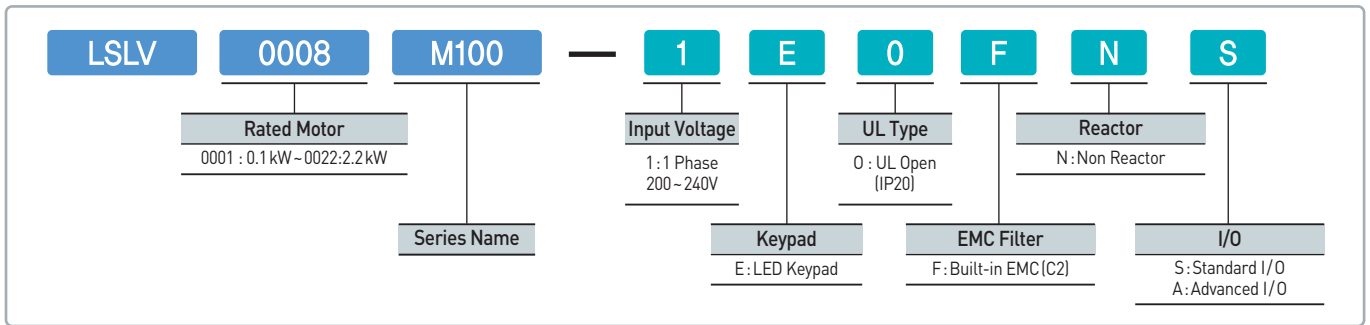
Side-by-side Installation
(2mm between drives)



DIN-rail Mountable



Smart Copier
(Parameter copy without power)



Specification

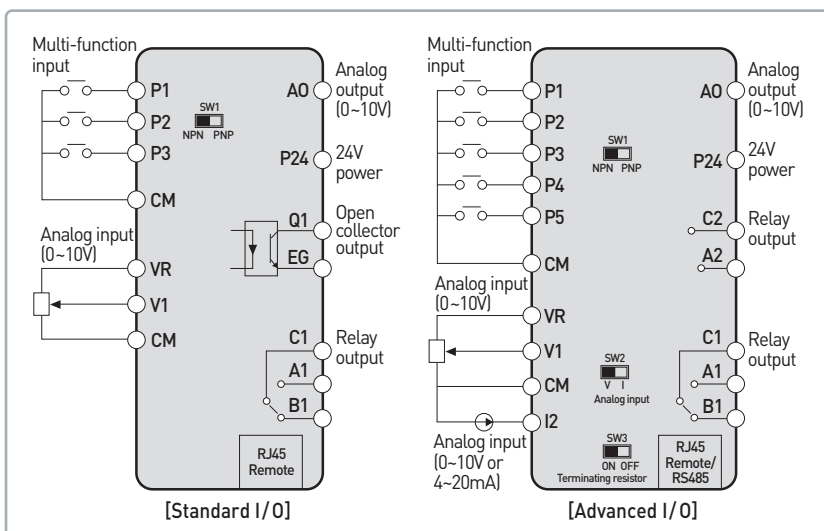
| LSLV□□□□M100-E0FN□ | | 0001 | 0002 | 0004 | 0008 | 0015 | 0022 | |
|--------------------|----------------------|-----------------|-----------------------------------|------|--------------------|------|------|------|
| Applied Motor | Heavy Duty | HP | 0.125 | 0.25 | 0.5 | 1.0 | 2.0 | 3.0 |
| | | kW | 0.1 | 0.2 | 0.4 | 0.75 | 1.5 | 2.2 |
| Rated Output | Rated Capacity (KVA) | | 0.3 | 0.6 | 0.95 | 1.9 | 3.0 | 4.5 |
| | Rated Current (A) | | 0.8 | 1.4 | 2.4 | 4.2 | 7.5 | 10.0 |
| | Frequency (Hz) | | 0~400Hz | | | | | |
| | Voltage (V) | | 3 phase 200-240V | | | | | |
| Rated Input | Rated Current (A) | | 1.0 | 1.8 | 3.7 | 7.1 | 13.6 | 18.7 |
| | Frequency (Hz) | | 50~60Hz (±5%) | | | | | |
| | Voltage (V) | | 1 phase 200-240Vac [-15% to +10%] | | | | | |
| Cooling Type | | Natural cooling | | | Forced fan cooling | | | |
| Weight (Kg) | | 0.66 | | | 1 | | 1.45 | |

Environment

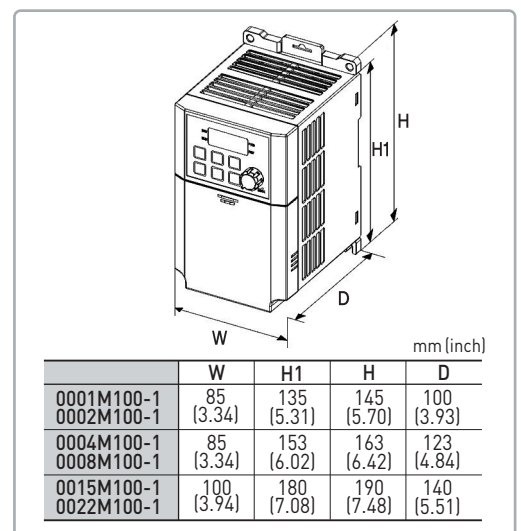
| | |
|-------------------------|--|
| Ambient Temperature** | -10~50°C (14~122°F), Ambient temperature under the condition of no ice or frost |
| Ambient Humidity | Relative humidity less than 95% RH (to avoid condensation forming) |
| Storage Temperature | -20~65°C (-4~149°F) |
| Surrounding Environment | Prevent contact with corrosive gases, inflammable gases, oil stains, dust, and other pollutants (Pollution degree 2 environment) |
| Altitude/Oscillation | Below 1,000m, below 9.8m/sec ² (1G) |
| Pressure | 70~106 kPa |

*1) 0.1~0.2kW products can be operated at a maximum of 50°C. However, the lifespan of the product maybe reduced when operating continuously with a full load when the ambient temperature exceeds 40°C

I/O Configuration



Dimension



HEAD OFFICE