



Powerful, Easy
Versatile Compact Drive **iMASTER C1**

LS
021-88464139
09106611367
WWW.LSKALA.COM

AD Advanced Drive Technology
motor control & power conversion



Versatile Compact Drive

iMASTER C1

iMaster C1's compact size and sensorless vector control technology provide optimized performance for industrial equipment.



Product Range

- 3Phase 220V 5.5kW ~ 15kW
- 3Phase 440V 5.5kW ~ 22kW

Excellent Applicability

- KEB Function
- External Brake Control (for Lift, Hoist)
- Automatic current suppression function (minimization of inverter stop)
- Adoption of optimal algorithm to minimize the motor loss

High Performance

- V/F, User V/F, Enhanced Sensorless Vector control
- Dual Rating (Heavy Duty & Normal Duty)
- High Torque at low speed (150% @ 1 Hz)
- Built-in EMC Filter (Optional)

Easy, Simple, User friendly Options

- Removable Keypad
- Side by Side Installation
- Built-in Fieldbus communication (Optional)
- Easy Installation & Simple Operation

Specifications



021-88464139
09106611367
WWW.LSKALA.COM

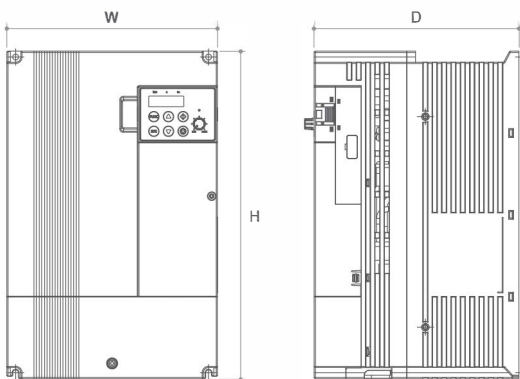
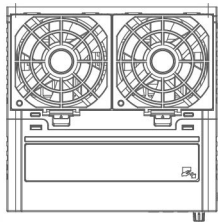
Compact Drive iMaster C1

■ Specifications

iMaster C1 Line-up : 3Phase 220V 5.5~15kW / 3Phase 440V 5.5~22kW

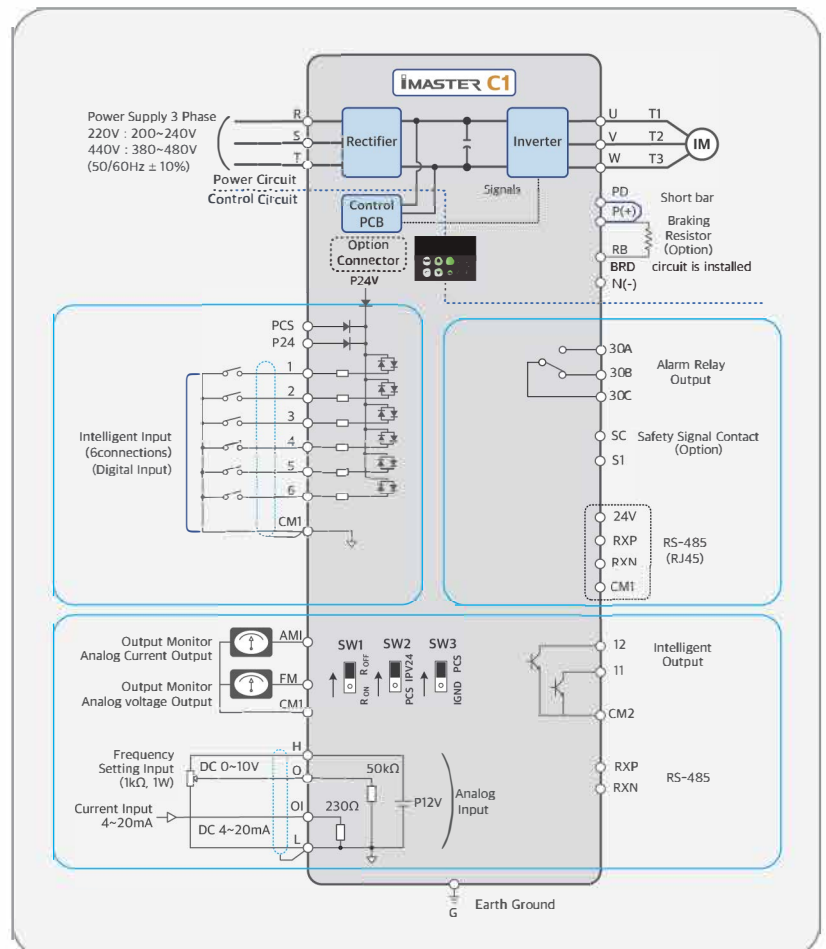
Applied Motor		220V 3Phase				440V 3Phase			
kw	hp	Frame	Model	ND(A)	HD(A)	Frame	Model	ND(A)	HD(A)
5.5	7.5	C4	C1-055LF	30	25	C4	C1-055HF	18	15
7.5	10	C4	C1-075LF	40	33	C4	C1-075HF	23	18
11	15	C5	C1-110LF	56	47	C5	C1-110HF	31	24
15	20	C6	C1-150LF	73	64	C5	C1-150HF	38	32
18.5	25					C6	C1-185HF	44	39
22	30					C6	C1-220HF	58	45

■ Dimension



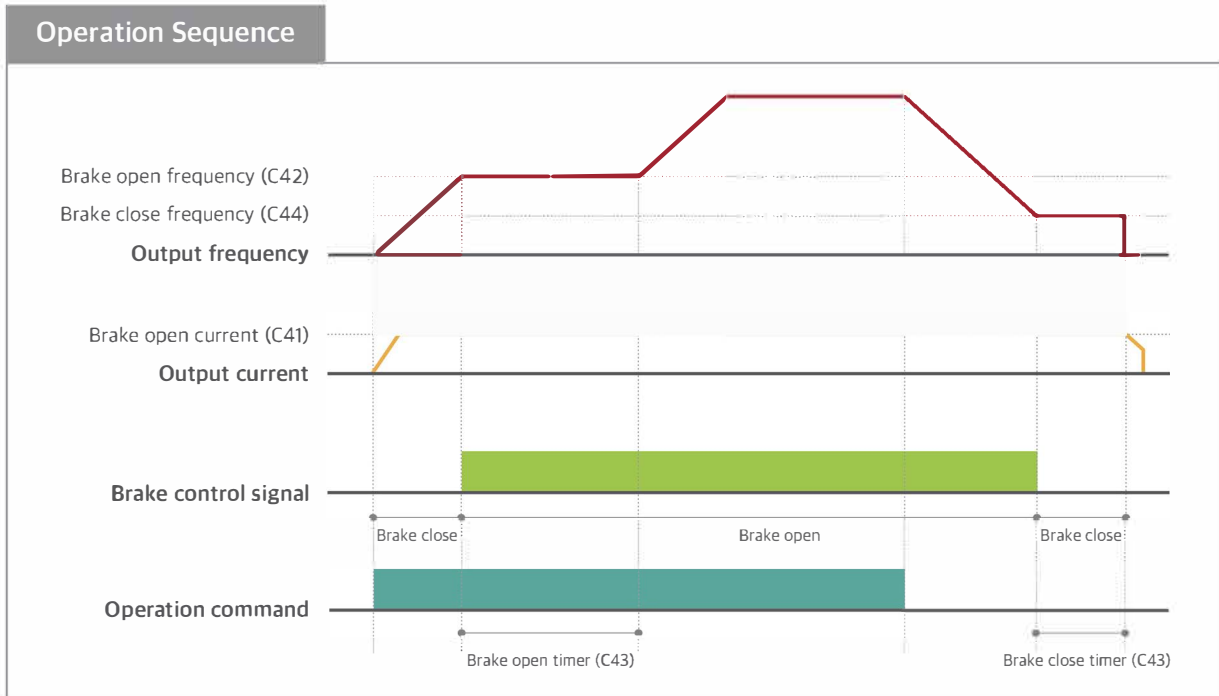
Frame	C4	C5	C6
W [mm]	160	180	220
H [mm]	230	280	315
D [mm]	175	175	185

■ Diagram




External Brake Control Function (for Lift)

When using external brakes, such as the lift system, it provides safe and elaborated control for all variables, and the operation speed can be changed depending on the load.

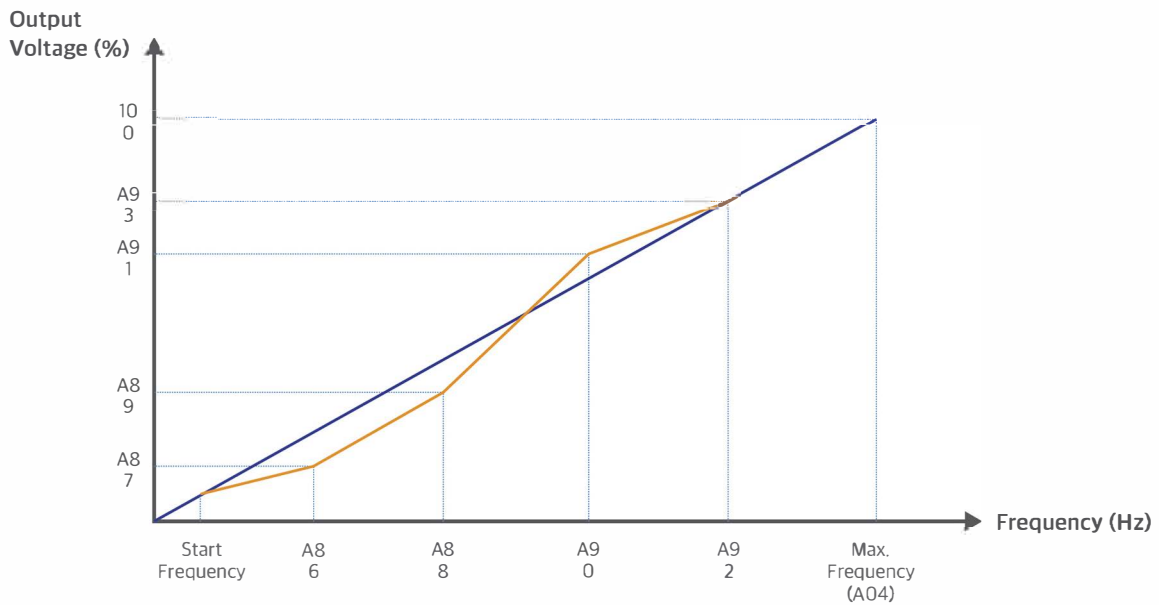


Application



■ User V/F

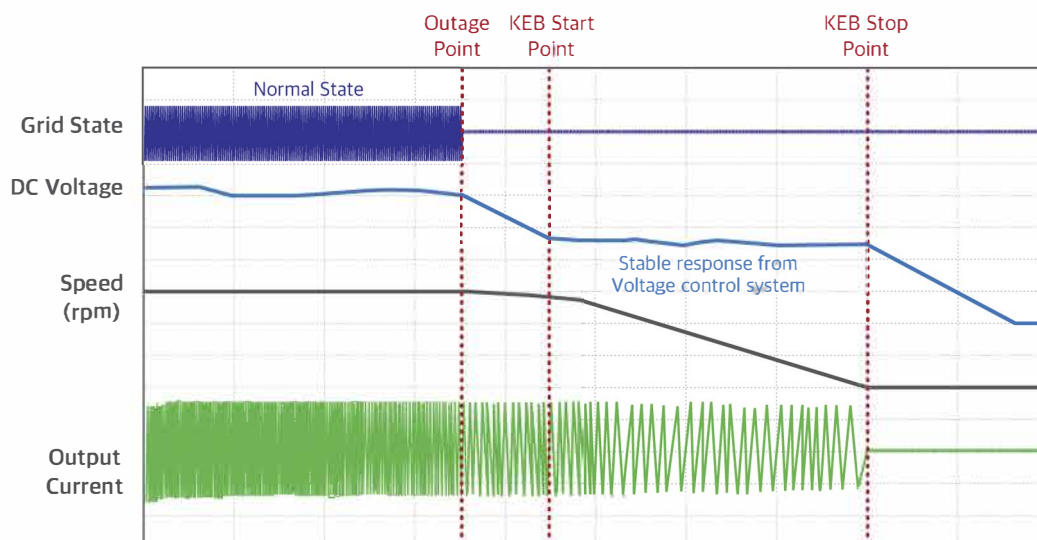
User can randomly set the required V/F ratio according to the motor. User can use following parameters to obtain a suitable V/F pattern for a special motor.



■ KEB (Kinetic Energy Buffering) function

The KEB function maintains the DC voltage by control the inverter speed during the power failure period, thereby helping maintain the interval between the instantaneous outage and the low voltage trip for a longer time.

The KEB Feature helps to keep user's facilities safe from any power failure situation.





Global Power Electronics Company



www.adtech21.com

ADT Co., LTD
Headoffice/Factory

#56, Beolmal-ro, Dongan-gu, Anyang-si, Gyeonggi-do, 14059 KOREA

Tel: +82-31-459-5051

Fax: +82-31-459-5053

email: service@adtech21.com